

## How to Share and View your Individual TSI Score Report

1. Go to [www.accuplacer.org](http://www.accuplacer.org).

Welcome to the ACCUPLACER® Platform

To learn more about the ACCUPLACER program, please visit our website at [accuplacer.collegeboard.org](http://accuplacer.collegeboard.org)

**Admin Login**

Username

[Forgot your Username?](#)

Password

[Forgot your password?](#)

**Start Test with Voucher**  
If you are proctoring a student who is taking a test with a voucher, please click the button below to begin.

**Fast Track**  
Expedite the student pre-testing process via the Fast Track login.

**Student Portal**  
Access your ACCUPLACER test results, download free practice resources, or find a testing location closer to home.

**Request an Account - For Institutions ONLY**  
Does your institution need an account to access the ACCUPLACER system?

**Verify System Requirements**  
Check to see if this computer meets the minimum specifications required to administer ACCUPLACER tests.

2. Select [Information for Students](#).

3. Select [Your ACCUPLACER Score Report](#).

CollegeBoard ACCUPLACER

ACCUPLACER [Home](#) For Students ▾

# ACCUPLACER Student Portal

ACCUPLACER Student Portal

- [Home Page](#)
- [Practice Resources](#)
- [Your ACCUPLACER Score Report](#)
- [Test Center Locator](#)

**The ACCUPLACER student portal allows access to:**

- Practice Resources**  
Get tools and resources to help you prepare for the tests.
- [Your ACCUPLACER Score Report](#)**  
[Look up your ACCUPLACER Test Results.](#)
- Test Center Locator**  
Haven't taken your test yet? Find a location near you.

4. Complete the [Your ACCUPLACER Score Report](#) form to find your Test Results.

# ACCUPLACER Student Portal

- ACCUPLACER Student Portal
- Home Page
- Practice Resources
- [Your ACCUPLACER Score Report](#)
- Test Center Locator

## Your ACCUPLACER Score Report

Looking for your ACCUPLACER placement test results? Enter your information below and if found, click Send Reports and we'll email you a link to view and print your test results. If you cannot remember your Student ID, please contact your Institution.

All fields are required and refer to where you took the test.

**Find your Test Results**

Student ID	First Name	Last Name	Date of Birth
<input type="text"/>	<input type="text"/>	<input type="text"/>	<input type="text" value="MM/DD/YYYY"/>
Institution Country	Institution State	Student Institution	
<input type="text" value="-Select One-"/>	<input type="text" value="-Select One-"/>	<input type="text" value="-Select One-"/>	

5. If your score report is found and there is an email on file, a search result will be provided. You will click [SEND REPORT](#). If no email address was provided at the time of your test, you will need to contact the institution that you tested under and have them add your email address to your user profile in ACCUPLACER.

ACCUPLACER Student Portal

Home Page

Practice Resources

[Your ACCUPLACER Score Report](#)

Test Center Locator

## Your ACCUPLACER Score Report

Looking for your ACCUPLACER placement test results? Enter your information below and if found, click Send Reports and we'll email you a link to view and print your test results. If you cannot remember your Student ID, please contact your Institution.

All fields are required and refer to where you took the test.

### Find your Test Results

Student ID <input type="text"/>	First Name <input type="text"/>	Last Name <input type="text"/>	Date of Birth <input type="text"/>
Institution Country United States	Institution State Texas	Student Institution Texas A&M University-San Antonio	

Reset

Search

### Search Result

A link to your test results will be emailed to you.

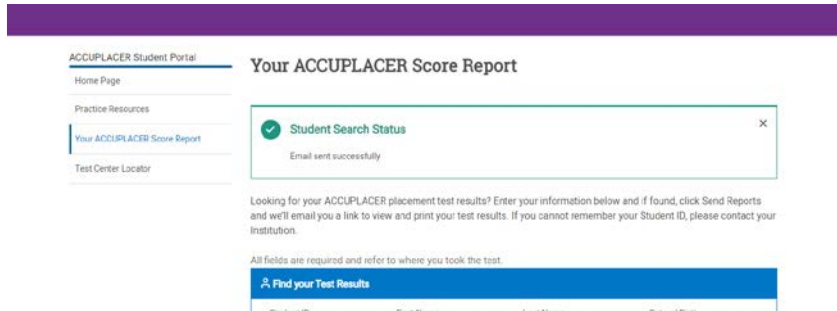
**Student email found.**  
Send results to [redacted]@gmail.com

Need help viewing your scores? [Get Support](#)

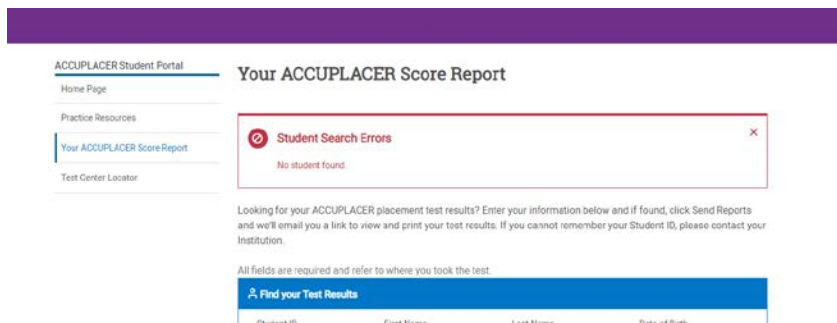


Send Reports

6. If the user profile is found you will receive a confirmation message and an email from College Board – ACCUPLACER will be sent.



If no user profile is not found you will receive a [Student Search Error](#) message. Please contact the institution you tested under to have them update your user profile.



7. The email from College Board – ACCUPLACER will provide information, select [View Individual Score Report\(s\)](#) to view and share your TSI score report.

From: ACCUPLACER <[NoReply@accuplacer.info](mailto:NoReply@accuplacer.info)>  
Date: Wed, Mar 11, 2020 at 11:45 AM  
Subject: Your ACCUPLACER Test Results  
To: <[\[REDACTED\]@gmail.com](mailto: [REDACTED]@gmail.com)>



Hello [REDACTED]

Click on the link below to access your ACCUPLACER Individual Score Report(s) from Texas A&M University-San Antonio.

If you have any questions about your score report, please talk to your advisor or testing center staff.

[View Individual Score Report\(s\)](#)



Thank you.

ACCUPLACER Program

8. You will see a similar outline as below. Under the [Latest Test Results](#), click [Share Score Report](#) to share and view your score report.



ACCUPLACER Student Portal

Score Reports

Score Reports

This is not an official copy of your score report.

Student Information



Institution: Texas A&M University-San Antonio

Latest Test Result



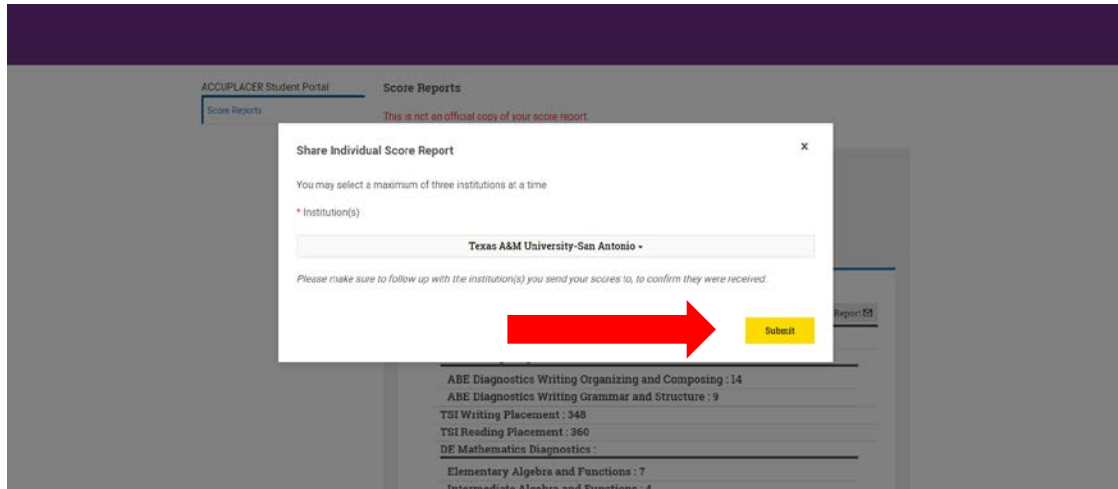
x12 TSI 2015 MRW

Scores

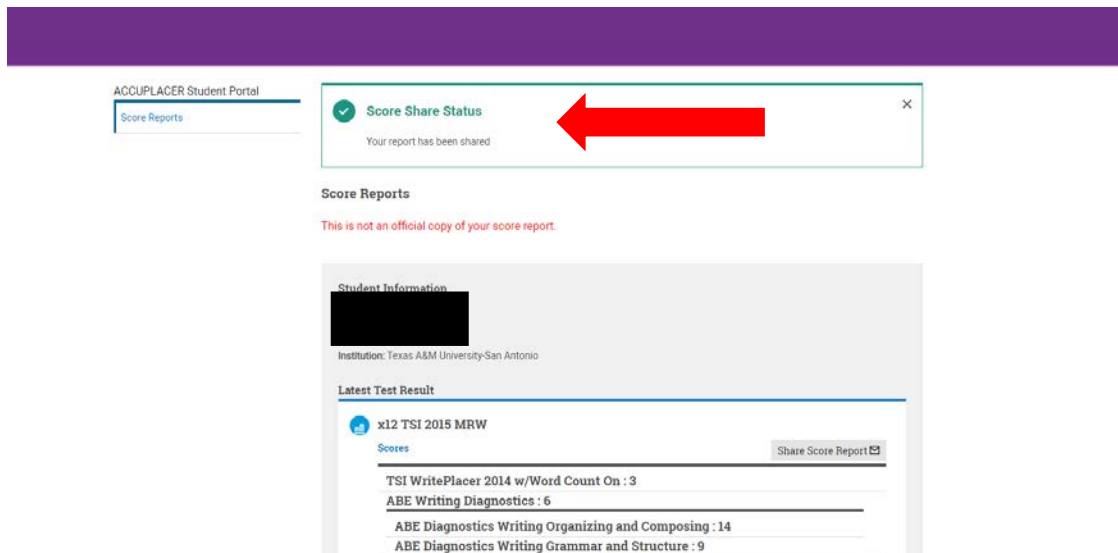


Share Score Report

9. Select the institution(s) that you would like to share your scores with, you may select up to three institutions, and click submit.



You will receive a confirmation message once your scores have been shared.



10. You can view your score report by clicking [View Complete Report](#) under [Latest Test Results](#).

**Student Information**  
[Redacted]  
Institution: Texas A&M University-San Antonio

**Latest Test Result**

**x12 TSI 2015 MRW** Share Score Report

**Scores**

---

TSI WritePlacer 2014 w/Word Count On : 3

---

ABE Writing Diagnostics : 6

---

ABE Diagnostics Writing Organizing and Composing : 14

ABE Diagnostics Writing Grammar and Structure : 9

---

TSI Writing Placement : 348

---

TSI Reading Placement : 360

---

DE Mathematics Diagnostics :

---

Elementary Algebra and Functions : 7

Intermediate Algebra and Functions : 4

Geometry and Measurement : 4

Data Analysis, Statistics, and Probability : 7

---

TSI Mathematics Placement : 342

---

Exnum: 26141972 Test Completed: 07/13/2017 [View Complete Report](#)





11. You will be able to view, download, or print your TSI score report.



Student Name: [REDACTED]  
 Student ID: [REDACTED]  
 Supplemental Student ID: N/A

Individual Score Report		
Date of Birth [REDACTED]	Major/Program Name --Omitted--	Site Name Texas A&M-San Antonio
Date of Testing 2017-07-13	Administered By Williams, Julie	Voucher Number N/A

Message from the Institution

**Do not lose this copy of your score report. The Testing Center will not reprint this score sheet for you.**

**New Student Orientation:**

All students must meet the minimum Reading and Writing scores and have a score on file for Mathematics in order to be able to sign up for New Student Orientation. Please note Math scores do not need to meet the minimum score in order to sign up for New Student Orientation. All students will have two semesters, regardless of enrollment, to become college ready in Math. Students will not be able to register for New Student Orientation until their TSI Status has been updated, which can take up to 2 business days after testing.

Testing Center staff cannot advise you about questions regarding your TSI Status or developmental classes.

Please contact the TSI Coordinator:

Melissa De Witt  
 (210) 784-1419  
 mdewitt@tamusa.edu  
 Student Success Center  
 Modular C

Walk-in Hours: Monday - Friday 9 a.m. to 12 p.m. and 1 p.m. to 5 p.m.

Please check in with the front desk and wait for someone to call you back.

TSI Assessment Retest Policy: Students cannot retest the same subject on the same day.

**College Readiness Scores:**

Reading College Level	Placement score of at least 351 or higher
Math College Level	Placement score of at least 350 or higher
Writing College Level	A placement score of at least 340 and an essay score of at least 4 <b>OR</b> A placement score less than 340 and an ABE Diagnostic level of at least 4, and an essay score of at least 5

Time Record		
Test Session Started	Test Session Ended	Total Time
07-13-2017 09:41 AM EDT	07-13-2017 12:13 PM EDT	02h:26min:57s

Individual Test Time on ISR			
Test Name	Test Session Started	Test Session Ended	Total Time
TSI Mathematics Placement	07-13-2017 09:44 AM EDT	07-13-2017 10:07 AM EDT	00h:23min:17s
DE Mathematics Diagnostics	07-13-2017 10:07 AM EDT	07-13-2017 11:01 AM EDT	00h:53min:40s
TSI Reading Placement	07-13-2017 11:02 AM EDT	07-13-2017 11:21 AM EDT	00h:19min:25s

If you have questions or need assistance, please contact the Testing Center via email at [testing.center@tamusa.edu](mailto:testing.center@tamusa.edu).