



# ACADEMIC INTERNSHIPS AT A&M-SA

## SPRING 2022 INTERNSHIPS

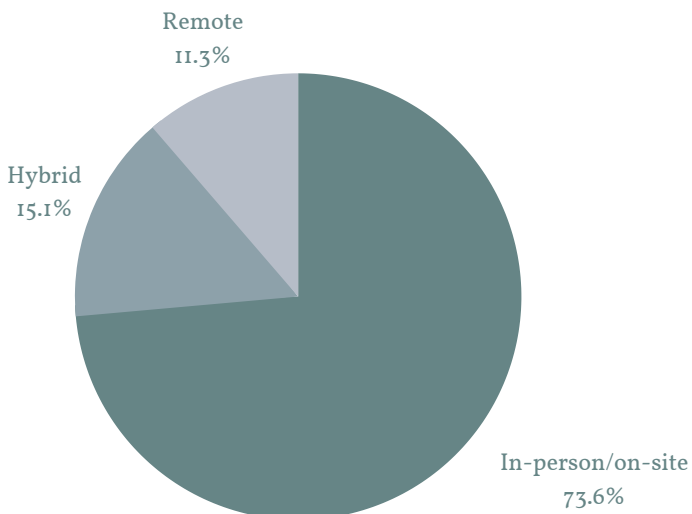
The Mays Center collected data on 53 individual academic-based internship experiences occurring during Spring 2022. Academic internships are defined as internships completed as part of a course requirement. There were 50 students enrolled in these courses.

### STUDENT BREAKDOWN BY MAJOR



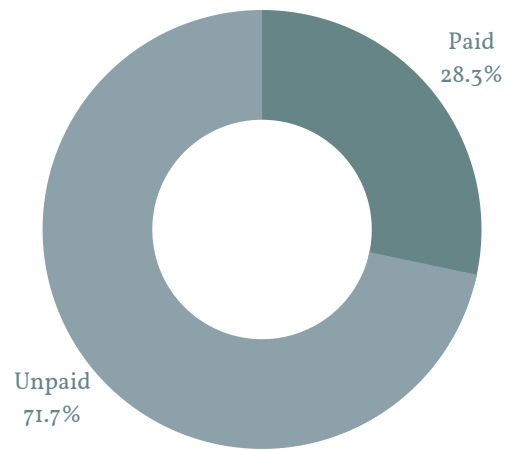
### MODALITY OF INTERNSHIPS

The following chart shows the breakdown of the 53 internships by location.



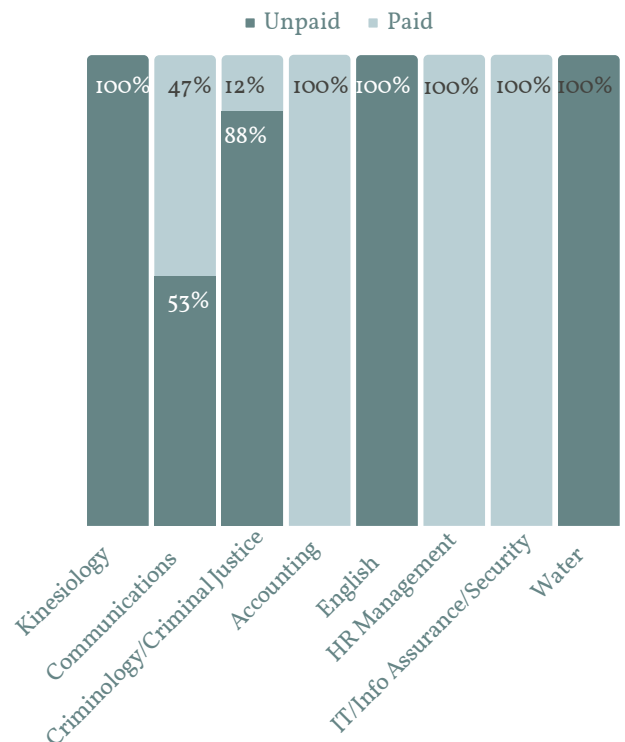
## INTERNSHIP COMPENSATION

The following chart shows the breakdown of the 53 internships by compensation.



### INTERNSHIP COMPENSATION BY MAJOR

The following chart shows a breakdown of compensation by major.





# ACADEMIC INTERNSHIPS AT A&M-SAN ANTONIO

## SUMMER 2022 INTERNSHIPS

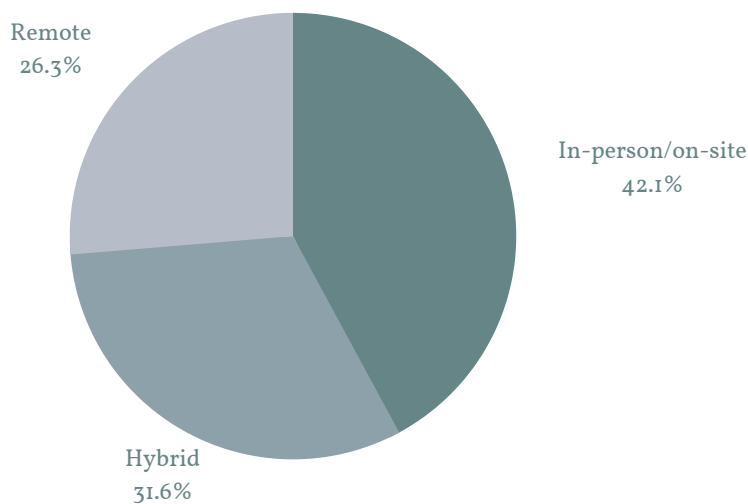
The Mays Center collected data on 49 individual academic-based internship experiences occurring during Summer 2022. Academic internships are defined as internships completed as part of a course requirement.

### STUDENT BREAKDOWN BY MAJOR



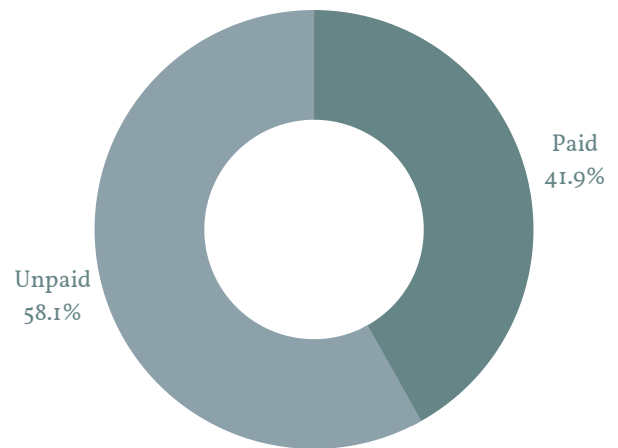
### MODALITY OF INTERNSHIPS

The following chart shows the breakdown of the 49 internships by location.



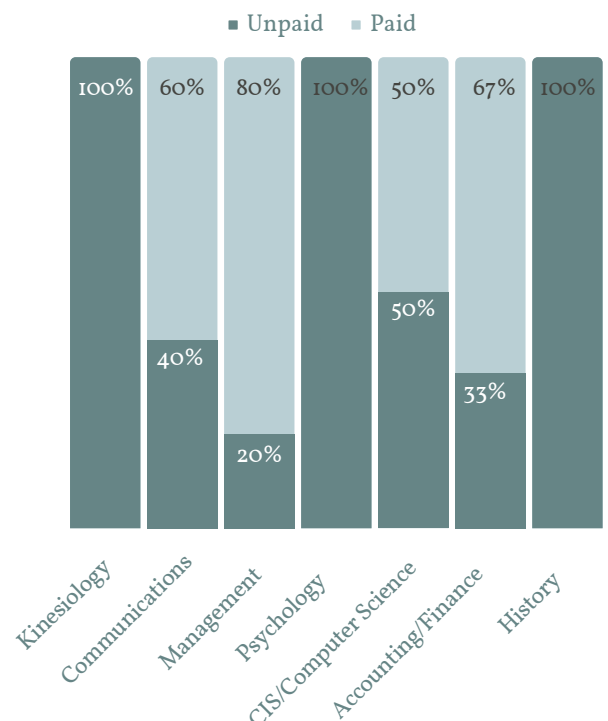
## INTERNSHIP COMPENSATION

The following chart shows the breakdown of the 49 internships by compensation.



### INTERNSHIP COMPENSATION BY MAJOR

The following chart shows a breakdown of compensation by major.





# UG ACADEMIC INTERNSHIPS AT A&M-SAN ANTONIO

## FALL 2022 INTERNSHIPS

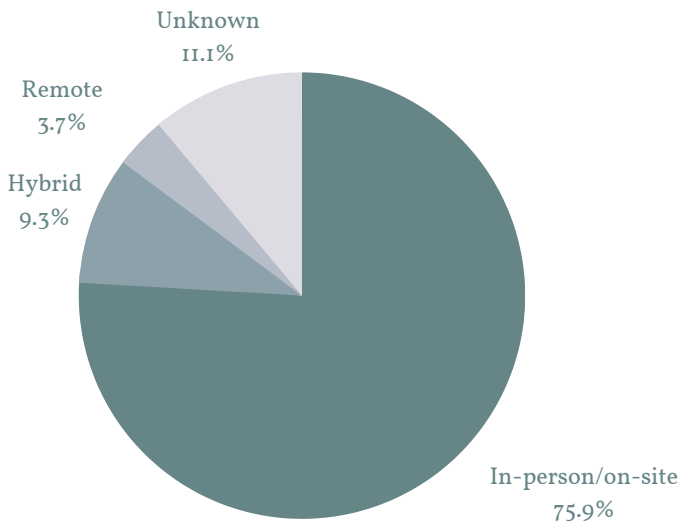
The Mays Center collected data on 55 individual students in undergraduate academic-based internship experiences occurring during Fall 2022. Academic internships are defined as internships completed as part of a course requirement.

### STUDENT NUMBERS BY MAJOR



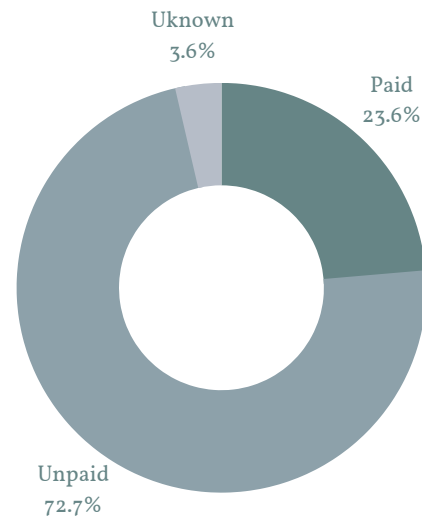
### MODALITY OF INTERNSHIPS

The following chart shows the breakdown of the 55 internships by location.



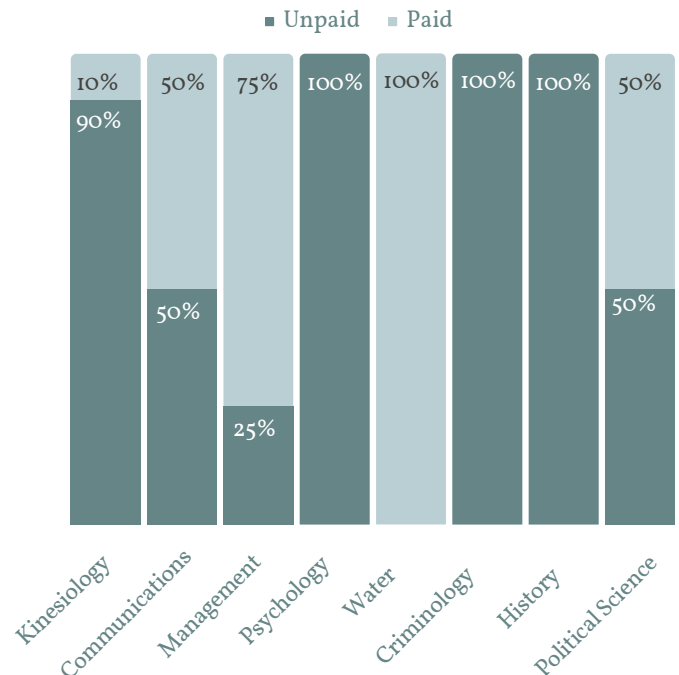
### INTERNSHIP COMPENSATION

The following chart shows the breakdown of the 55 internships by compensation.



### INTERNSHIP COMPENSATION BY MAJOR

The following chart shows a breakdown of compensation by major. Exact pay amounts were unknown for 99% of those being paid.



\*Incomplete; data missing from 9 students enrolled for EDKN 4328-101